IAI
Quality and Innovation

Data Setter

TB-03

www.intelligentactuator.com

Less wiring, simple, and swift with wireless connection. Now available: ELECYLINDER Data Setter TB-03!

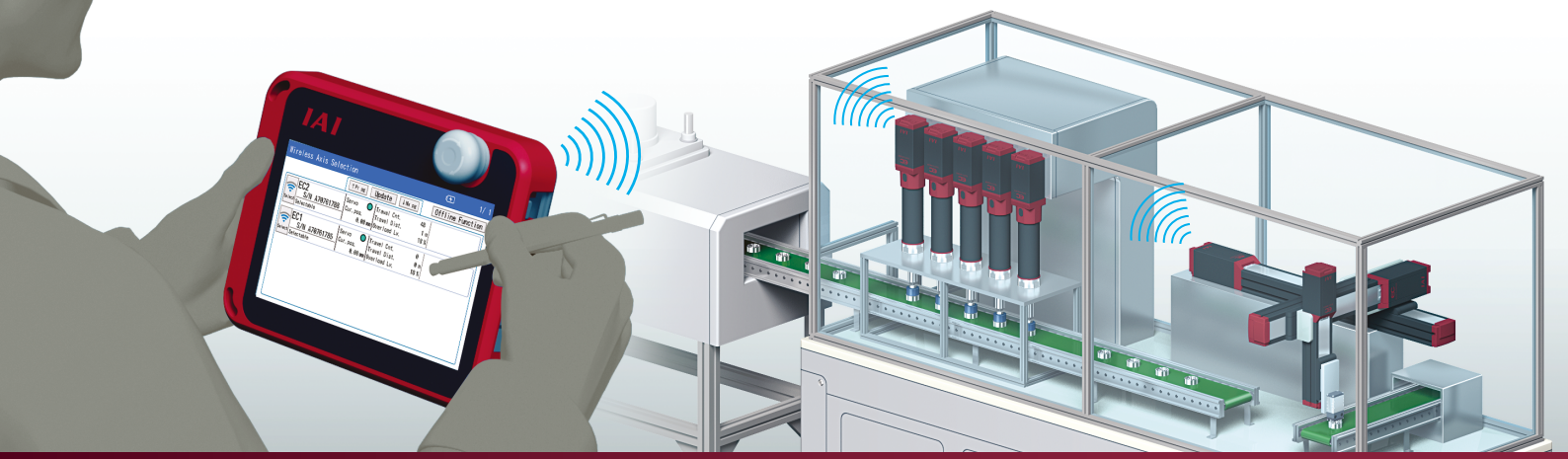

TB-03 Features

1. Set operating conditions with wireless connection

Position adjustment and operating conditions can be set from outside the equipment, even without a cable connection to the ELECYLINDER body.

* Actuator operation requires cable connection.

2. Status monitoring makes daily maintenance easier and shortens trouble recovery time

TB-03 can monitor the operating status of up to 16 axes while receiving wireless data from the ELECYLINDER.
Error recovery time also can be shortened by troubleshooting with wireless communication.

Status monitor screen

Axis Name Display
Can be configured (changed) arbitrarily according to customer applications.

Status Monitor
Axis status check can be used for confirmation of maintenance timing.

Error Status Monitor
Alarms and warnings are displayed when generated.
Useful for troubleshooting.

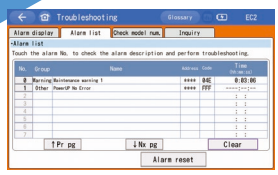

Troubleshooting screen

3. Supports position/program controller

Dedicated cables can connect the TB-03 to all the controllers.
The same functions and operation of the previous TB-02 are available.

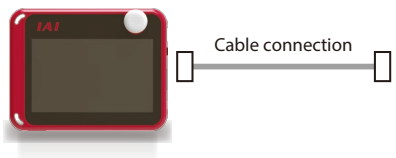

Controller

Model Number

One unit supports all controllers, although the cable must be selected in accordance with the controller to be connected.
Select the AC adapter for the appropriate operating environment.

Model **TB-03-** [Cable] - [AC adapter]

● Body + cable + AC adapter set model

Connected controller	Model		Cable	
	Body + cable	AC adapter	For ELECYLINDER/ position controller	For program controller
ELECYLINDER Position Controller	TB-03-C	(Blank)/C/E/K	① CB-TB3-C050	-
		N *2		
Program Controller	TB-03-S	(Blank)/C/E/K	-	② CB-TB3-S050 + ③ CB-SEL-SJS002
		N *2		
ELECYLINDER Position Controller Program Controller	TB-03-SC	(Blank)/C/E/K	① CB-TB3-C050	② CB-TB3-S050 + ③ CB-SEL-SJS002 (conversion cable) *3
		N *2		
	TB-03-SCN *1	(Blank)/C/E/K	-	-
		N *2		

*1 No cable *2 No AC adapter

● Cable single product model number

Connected controller	Model
ELECYLINDER Position Controller	① CB-TB3-C050
Program Controller	② CB-TB3-S050
	③ CB-SEL-SJS002 (conversion cable) *3

*3 Use with the ② cable when connecting to ASEL, PSEL, SSEL, or MSEL

● AC adapter single product model number

Connected controller	Model	Specification	Single product model number
ELECYLINDER Position Controller Program Controller	(Blank)	For Japan/North America/Thailand	UN318-5928
	C	For China	UNZ318-5928
	E	For Europe	UNE318-5928
	K	For Korea	UNR318-5928

Connection

● Wireless connection (ELECYLINDER only)

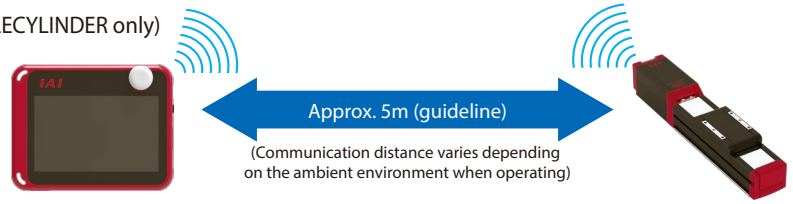

* Connectable only for models with "WL" (wireless communication) option in the model number

Caution: Certification issues limit the countries in which wireless communication can be used. Contact our sales personnel for details.

● Wired connection (cable connection)

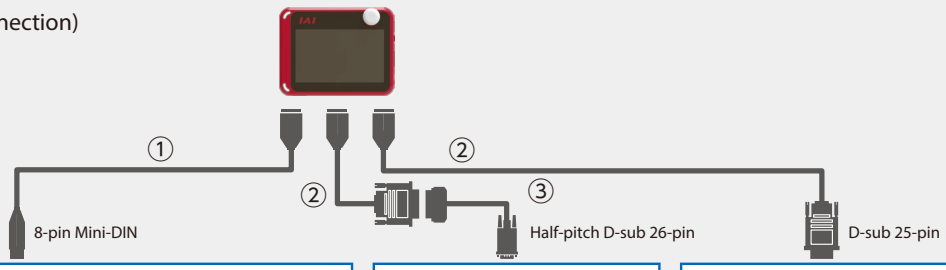

[ELECYLINDER]
EC

[Position Controller]

PCON-CB/CFB/CGB/CGFB	PCON-CYB/PLB/POB
ACON-CB/CGB	ACON-CYB/PLB/POB
DCON-CB/CGB	DCON-CYB/PLB/POB
SCON-CB/CGB	SCON-CAL/CGAL
MCON-C/CG/LC/LCG	MSCON
RCP6S *1	

[Program Controller]
MSEL-PC/PG/PCX/PGX
ASEL-CS PSEL-CS
SSEL-CS

[Program Controller]
XSEL-RA/SA/RAX/SAX/RAXD/SAXD
XSEL-P/Q/PCT/QCT/PX/QX
TTA

*1 A gateway unit or PLC connection unit is required in order to operate RCP6S.

Body Specifications

Power input Voltage range	24VDC ±10% [supplied from controller]
	5.9VDC (5.7 to 6.3V) [supplied from AC adapter]
Power consumption	3.6W or less
Consumption current	150mA (supplied from controller)
Ambient operating temperature	0 to 40°C (no condensation or freezing)
Ambient operating humidity	85% RH or less (no condensation or freezing)
Ambient storage temperature	-20 to 40°C
Vibration resistance	10 to 57Hz Amplitude 0.075mm
Ingress protection	IPX0
Mass	670g (body) + approx. 285g (dedicated cable)
Liquid crystal	7" TFT color WVGA (800 x 480)
External memory	SD/SDHC memory card interface mounted (1G to 32G)
Charging method	Wired connection with dedicated AC adapter/controller
Language support	Japanese/English/Chinese

Wireless Function (when connected to ELECYLINDER only)

Wireless connection	Bluetooth 4.2 Class 2
Wireless function	Data setter/monitor function
Operation command/stop command	No
Max. number of connectable axes	16-axis
Operation	Battery (AB-7) operation
Wireless operating time	Max. 4 hours (battery driven)
Battery life	Cycle durability 300 times

AC Adapter Common Specifications

Power input voltage range	Single-phase 100 to 240VAC ±10%
Power supply current	0.4A max.
Consumption current	2.8A max.
Output voltage	5.9VDC (5.7 to 6.3V)
Charging time	Approx. 3 hours
Cable length	1500 ±100mm

External Dimensions

●Body

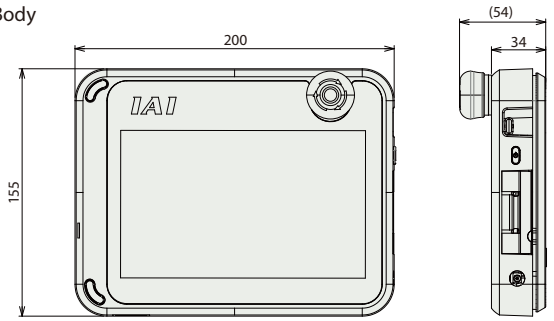

●AC adapter

For Japan/North America/Thailand: UN318-5928

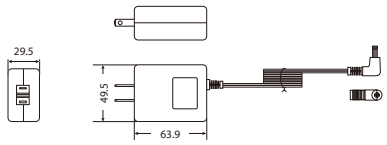

For China: UNZ318-5928

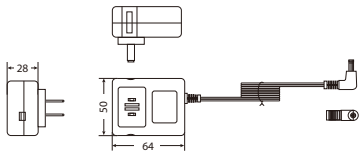

For Europe: UNE318-5928
For Korea: UNR318-5928

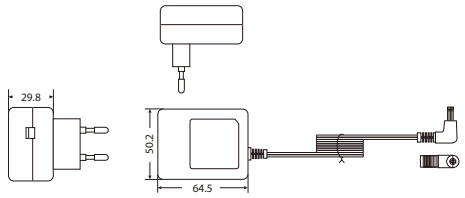

Name of Each Component

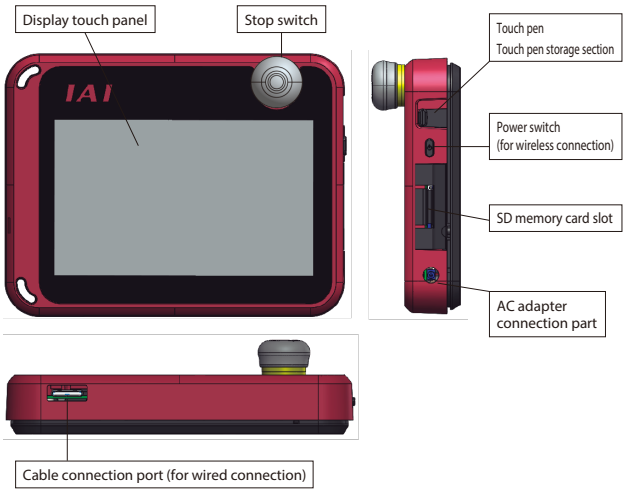

Options

●Strap: STR-1

●Spiral cable: SIC-1



●Grip belt: GRP-2

■Maintenance Parts
Battery unit: AB-7

IAI America, Inc.

US Headquarters: 2690 W. 237th Street, Torrance, CA 90505 (800) 736-1712
Chicago Office: 110 E. State Pkwy, Schaumburg, IL 60173 (800) 944-0333
Atlanta Office: 1220 Kennestone Circle, Suite 108, Marietta, GA 30066 (888) 354-9470

www.intelligentactuator.com

The information contained in this product brochure
may change without prior notice due to product improvements.

IAI Industrieroboter GmbH
Ober der Röth 4, D-65824 Schwalbach am Taunus, Germany

IAI (Shanghai) Co., Ltd.
Shanghai Jiahua Business Center A8-303, 808,
Hongqiao Rd., Shanghai 200030, China

IAI Robot (Thailand) Co., Ltd.
825 Phairojkijja Tower 7th Floor, Bangna-Trad RD.,
Bangna, Bangna, Bangkok 10260, Thailand